



Community Project Review Committee CPRC 2.0 Meeting 3

January 5, 2022

Welcome – Dr. Herb Berg

Where Learning Leads the Way!

Agenda – Meeting 3



1. Introductions of Members
2. CPRC 2.0 Scope of Work
3. Results of Prioritizing Exercise
4. Early Childhood – Ashley Hutchinson
5. Planning and Projections
6. Review Meeting Calendar
7. School Tours

1. Introductions



2. Scope of Work



The CPRC 2.0 is tasked with developing a list of projects to present to the Board of Education for a 2023 Bond Referendum





3. Results of Prioritizing Exercise

ITEM	PRIORITY AVG of GROUP
Renovation/replacement school for Hilton Head Island High	4
Replacement school for Lady's Island Middle School	6
Additional early learning classrooms	6
Elementary school level seat capacity in Bluffton	6
Middle school level seat capacity in Bluffton	7
Mobile classrooms	7
Land for future school	8
Career and Technology Education (CTE) facilities at May River High School, Bluffton High School and Beaufort High School	10
Early Childhood Office/Screening Spaces	11
Additional cafeteria and kitchen space at May River High School	13
Riverview Charter School gym	13
District Education Support Center (DESC) catering kitchen and Right Choices kitchen	13
Kitchen Improvements at multiple schools	14
Stadium expansions at multiple high schools	14
Technology warehouse and imaging center	14
High school level seat capacity in Bluffton	15
JROTC facility at May River High School	15
Parking lots and entrance drives updates	16
Weight room at Bluffton High School	16
Transportation Shop	17
Improved Bus Storage lots	18
Additional parking lot at May River High School	18
Electric Vehicle (EV) Charging Stations at Schools	22

4. Early Childhood Education



**PRE-K AND KINDERGARTEN
PRE-REGISTRATION**

2023-24 SCHOOL YEAR REGISTRATION

Registration for Pre-K and Kindergarten students will take place during the month of February 2023. Pre-K students must be 4 years old on or before September 1, 2023.
Kindergarten students must be 5 years old on or before September 1, 2023.

Pre-K Child Find Screenings will take place the week of February 27 – March 3, 2023.

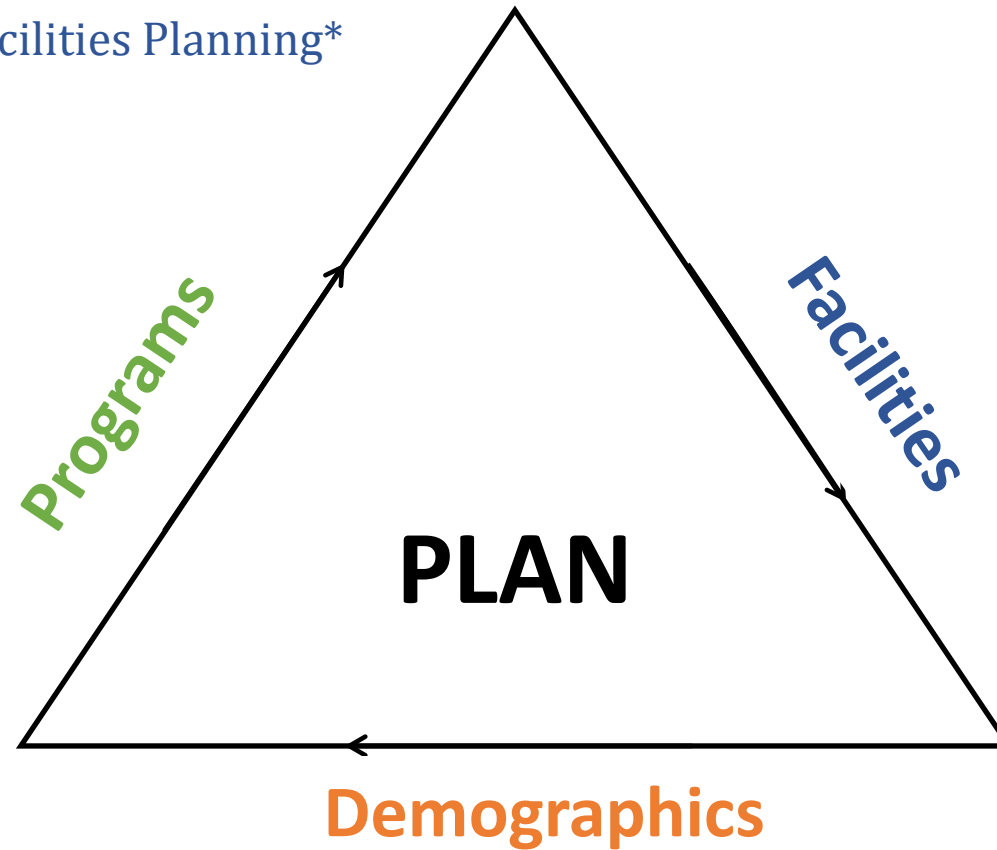
PRE-REGISTER AT THE SCHOOL IN YOUR ATTENDANCE AREA

For more information call the Office of Early Childhood,
Parenting and Family Literacy at 843-521-2399 or email Ashley Hutchison
at: Ashley.Hutchison@beaufort.k12.sc.us

5. Planning and Projections



Framework for Comprehensive Facilities Planning*



**From the APR Report dated July 2007, "Comprehensive Programs, Demographics, and Facilities Plan*

Age of Buildings



Abbr.	Building	Function	Year Built
PRES	Port Royal Elementary School	Grades PK-5	1911
BRES	Broad River Elementary School	Grades PK-5	1957
BMS	Beaufort Middle School	Grades 6-8	1959
MOES	Mossy Oaks Elementary School	Grades PK-5	1962
LIES	Lady's Island Elementary School	Grades PK-5	1963
SPES	Shell Point - Riverview Charter School	Grades K-8	1968
HHIES	Hilton Head Island Elementary School	Grades 1-5	1974
HHISCA	Hilton Head Island School for Creative Arts	Grades 1-5	1974

8 buildings built
before 1980

Most have had
major
renovations in
the past or
additions

Age of Buildings



Abbr.	Building	Function	Year Built
HHHS	Hilton Head Island High School	Grades 9-12	1983
LIMS	Lady's Island Middle School	Grades 6-8	1984
RSIA	Robert Smalls International Academy	Grades PK-5	1984
BES	Beaufort Elementary School	Grades PK-5	1986
SHES	St Helena Elementary School	Grades PK-5	1991
BCHS	Battery Creek High School	Grades 9-12	1991
DECC	James J. Davis Early Childhood Center	Head Start & BCSD preK & K	1991
MCRES	M.C. Riley Elementary School	Grades PK-5	1991
HHIMS	Hilton Head Island Middle School	Grades 6-8	1992
JSES	Joseph S. Shanklin Elementary School	Grades PK-5	1994
CES	Coosa Elementary School	Grades PK-5	1998
WBES	Whale Branch Elementary School	Grades 1-4	1999
WBMS	Whale Branch Middle School	Grades 5-8	1999
BLES	Bluffton Elementary School	Grades PK-5	1999

14 Buildings
built between
1980 and 1999

Highlighted
schools are
currently under
renovations or
have plans for
renovations

Age of Buildings

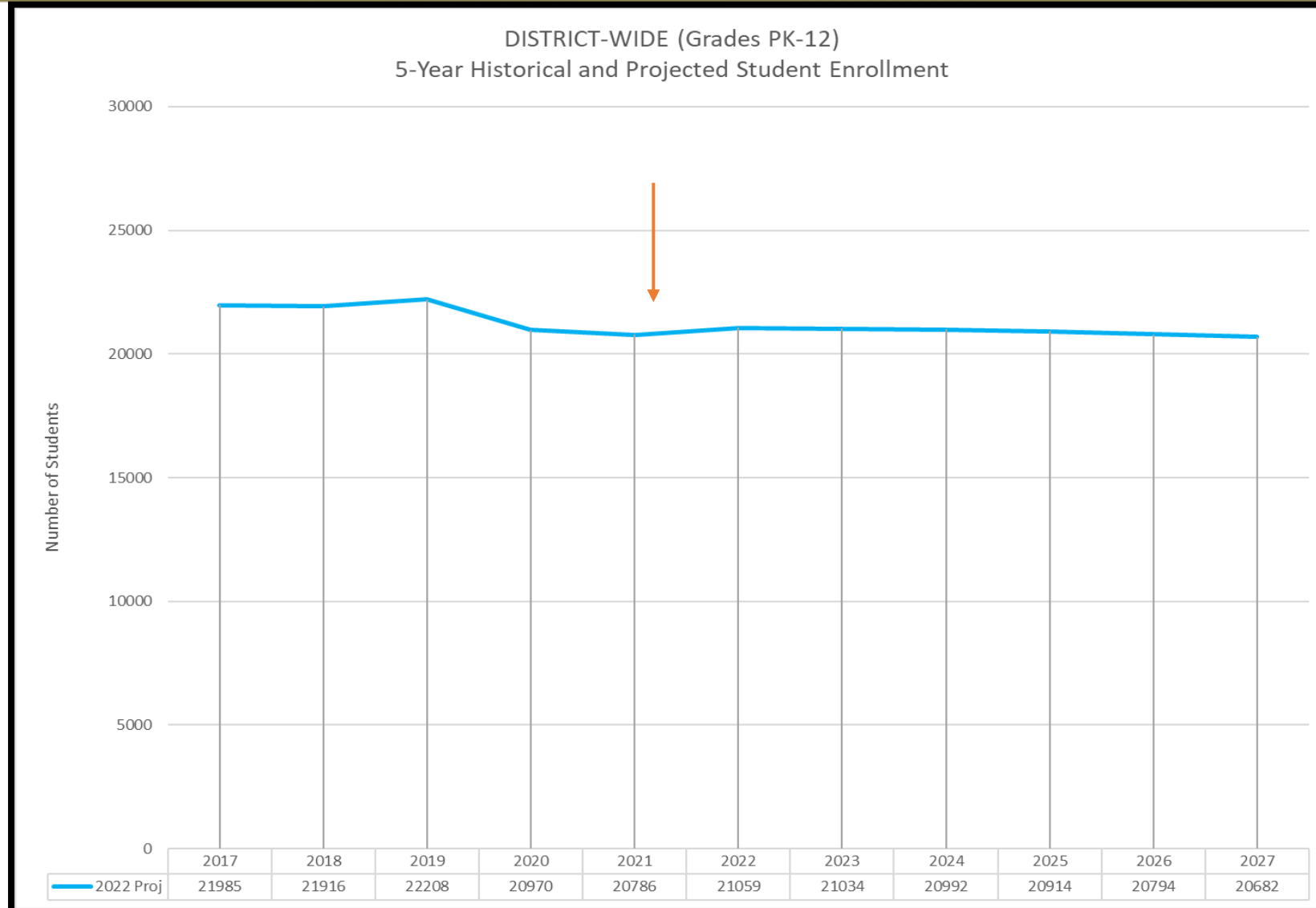


Abbr.	Building	Function	Year Built
BHS	Beaufort High School	Grades 9-12	2000
HEMMS	H.E. McCracken Middle School	Grades 6-8	2000
DIES	Daufuskie Island School	Grades PK-5	2001
OES	Okatie Elementary School	Grades PK-5	2003
SHECC	St. Helena Early Childhood Center	Head Start & BCSD PK	2004
BLHS	Bluffton High School	Grades 9-12	2004
HHIECC	HHI Early Childhood Center	Grades PK-K	2006
BLECC	Bluffton Early Childhood Center	Grades PK-K	2009
MCRECC	M.C. Riley Early Childhood Center	Grades PK-K	2009
RCES	Red Cedar Elementary School	Grades PK-5	2009
WBECHS	Whale Branch Early College High	Grades 9-12	2010
PRES	Pritchardville Elementary School	Grades PK-5	2010
BLMS	Bluffton Middle School	Grades 6-8	2010
RRA	River Ridge Academy	Grades PK-8	2015
MRHS	May River High School	Grades 9-12	2016

15 Buildings
built between
2000 and 2020

8 of those
built in 2009
or later

5. Enrollment Projections 2022-23



BEAUFORT ELEMENTARY SCHOOL

ATTENDING = Students attending the school (Enrollment)

	PK	K	1	2	3	4	5	Total	Change
2022-2023	40	39	56	50	49	59	65	358	31
2021-2022	21	47	41	41	49	60	68	327	

ZONED = Students who live in the attendance zone

	PK	K	1	2	3	4	5	Total	Change
2022-2023	40	42	56	42	37	52	47	316	24
2021-2022	23	49	48	38	45	51	38	292	

PROJECTED RESIDENT STUDENTS

Number of students anticipated to *live in the zone*

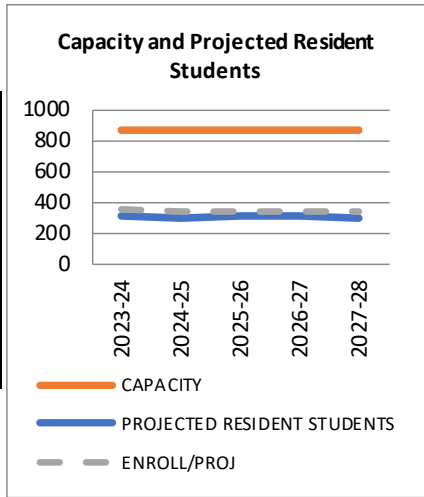
	PK	K	1	2	3	4	5	Total	CHOICE effect**
2023-24	37	47	53	51	39	37	48	312	348 40%
2024-25	37	46	50	48	48	40	34	303	339 39%
2025-26	37	45	49	46	45	48	37	307	343 40%
2026-27	37	45	49	45	43	45	44	309	345 40%
2027-28	37	45	49	45	42	43	42	303	339 39%

-4 1st year anticipated growth

-13 5th year anticipated growth

** Choice Effect = Projections + Transfers

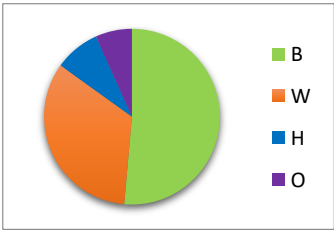
867	CAPACITY
41%	usage
657	Program Capacity
54%	usage
6	Non-geocode
65%	Attend+live in zone
36	NET Transfers
120	TRANSFERS IN
84	TRANSFERS OUT



TRANSFERS	Whale Branch	Broad River	Mossy Oaks	Port Royal	Coosa ES	Lady's Isl ES	St Helena	Hilton Head	Shanklin	Robert Smalls	Bluffton Cluster	Riverview Charter	Total
IN	23	16	20	2	13	14	9		12	10	1		120 IN
OUT	4	7	15	3	3	2	1		2	1		46	84 OUT

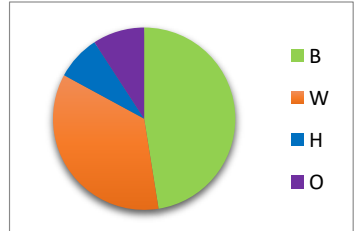
ETHNICITY of Attending Students

B	W	H	O	TTL
184	120	30	24	358
51%	34%	8%	7%	100%

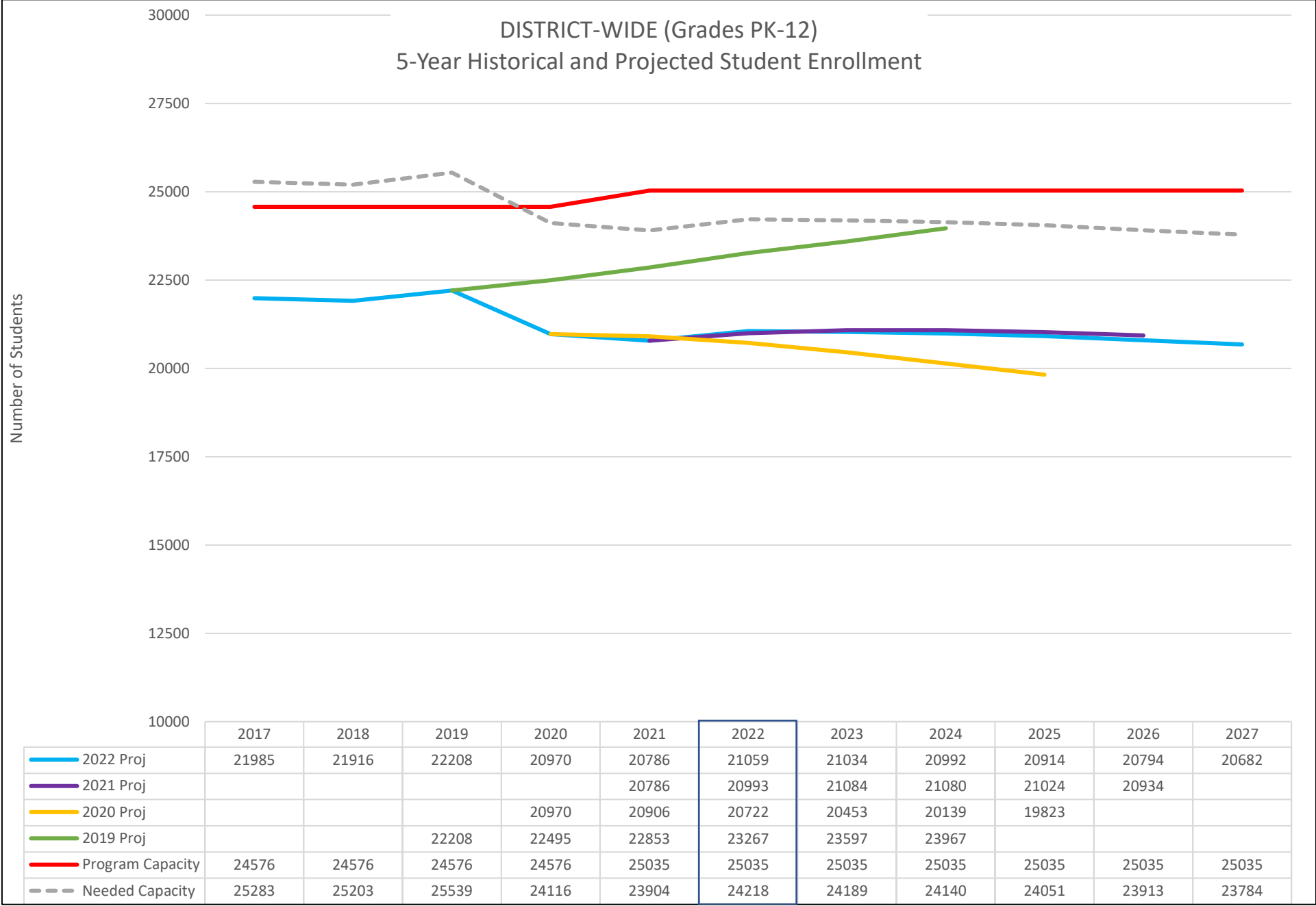


ETHNICITY of Zoned Resident Students

B	W	H	O	TTL
150	112	25	29	316
47%	35%	8%	9%	100%

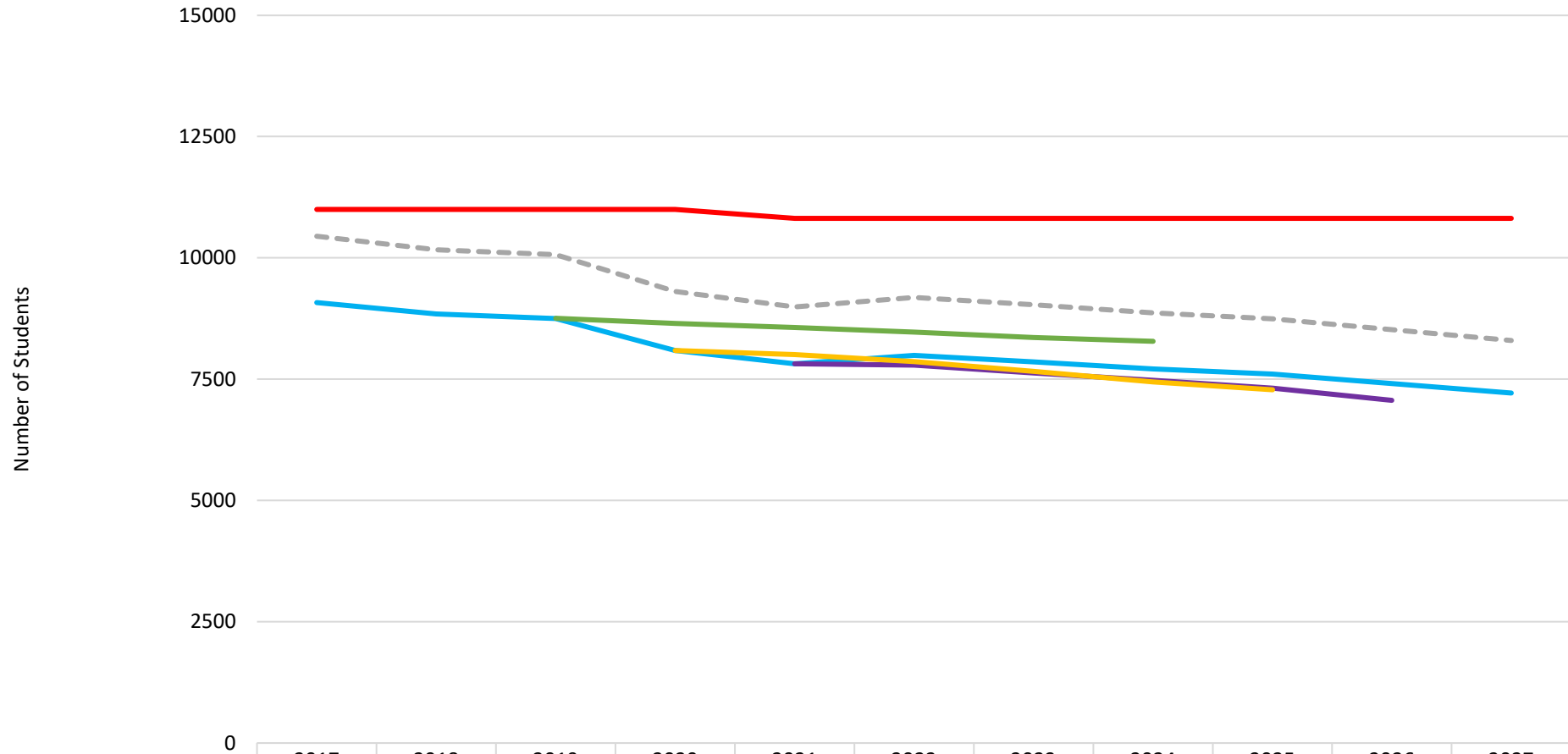


Page from the Facilities Master Plan – Demographics Section



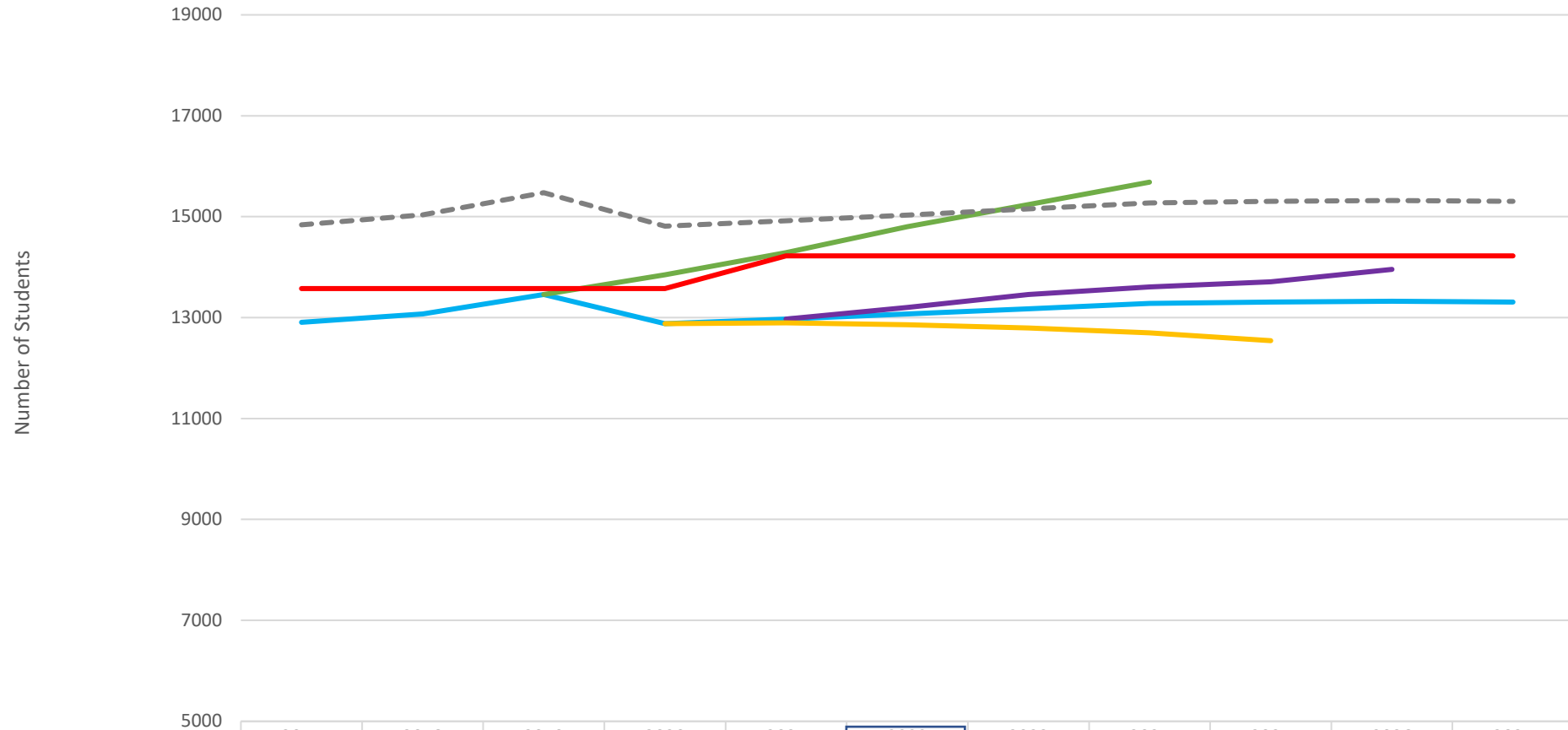
Northern Beaufort County Clusters (Grades PK-12)

5-Year Historical and Projected Student Enrollment



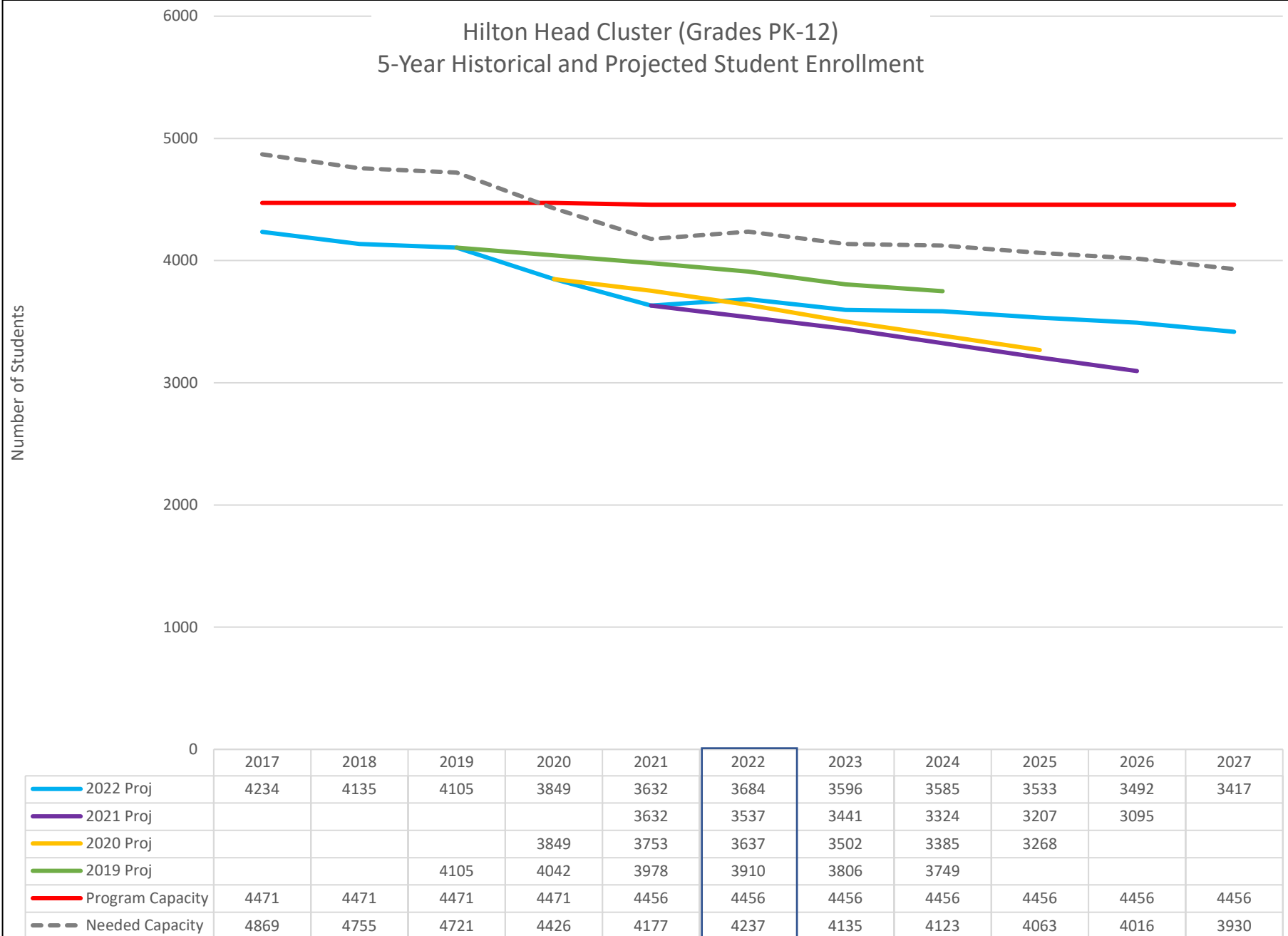
	2017	2018	2019	2020	2021	2022	2023	2024	2025	2026	2027
2022 Proj	9081	8842	8751	8092	7815	7988	7857	7710	7604	7408	7216
2021 Proj					7815	7791	7628	7474	7313	7064	
2020 Proj				8092	8008	7864	7660	7444	7279		
2019 Proj			8753	8646	8566	8468	8359	8283			
Program Capacity	10998	10998	10998	10998	10814	10814	10814	10814	10814	10814	10814
Needed Capacity	10443	10168	10064	9306	8987	9186	9036	8866	8745	8519	8299

Southern Beaufort County Clusters (Grades PK-12) 5-Year Historical and Projected Student Enrollment



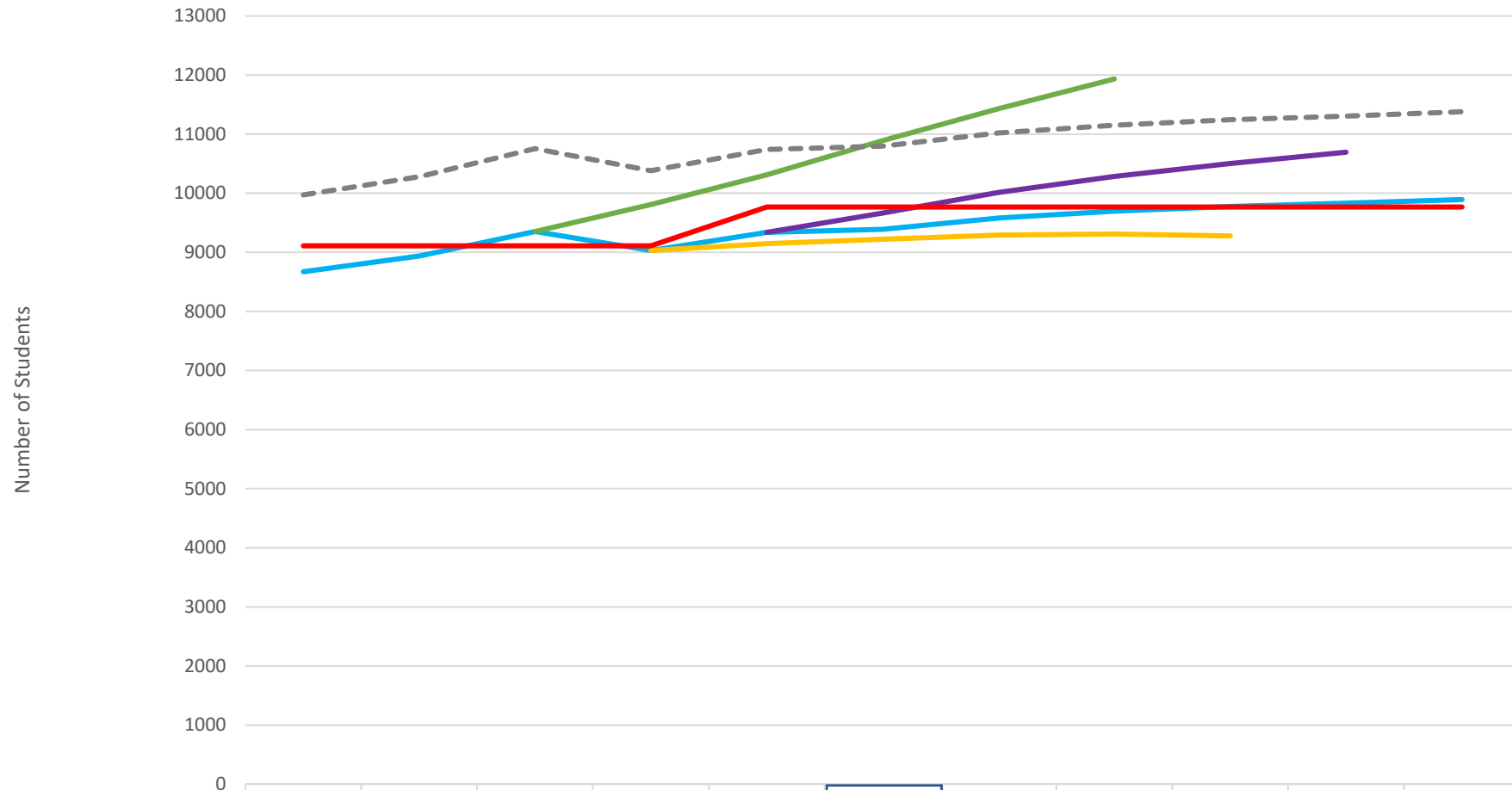
Number of Students

Hilton Head Cluster (Grades PK-12) 5-Year Historical and Projected Student Enrollment

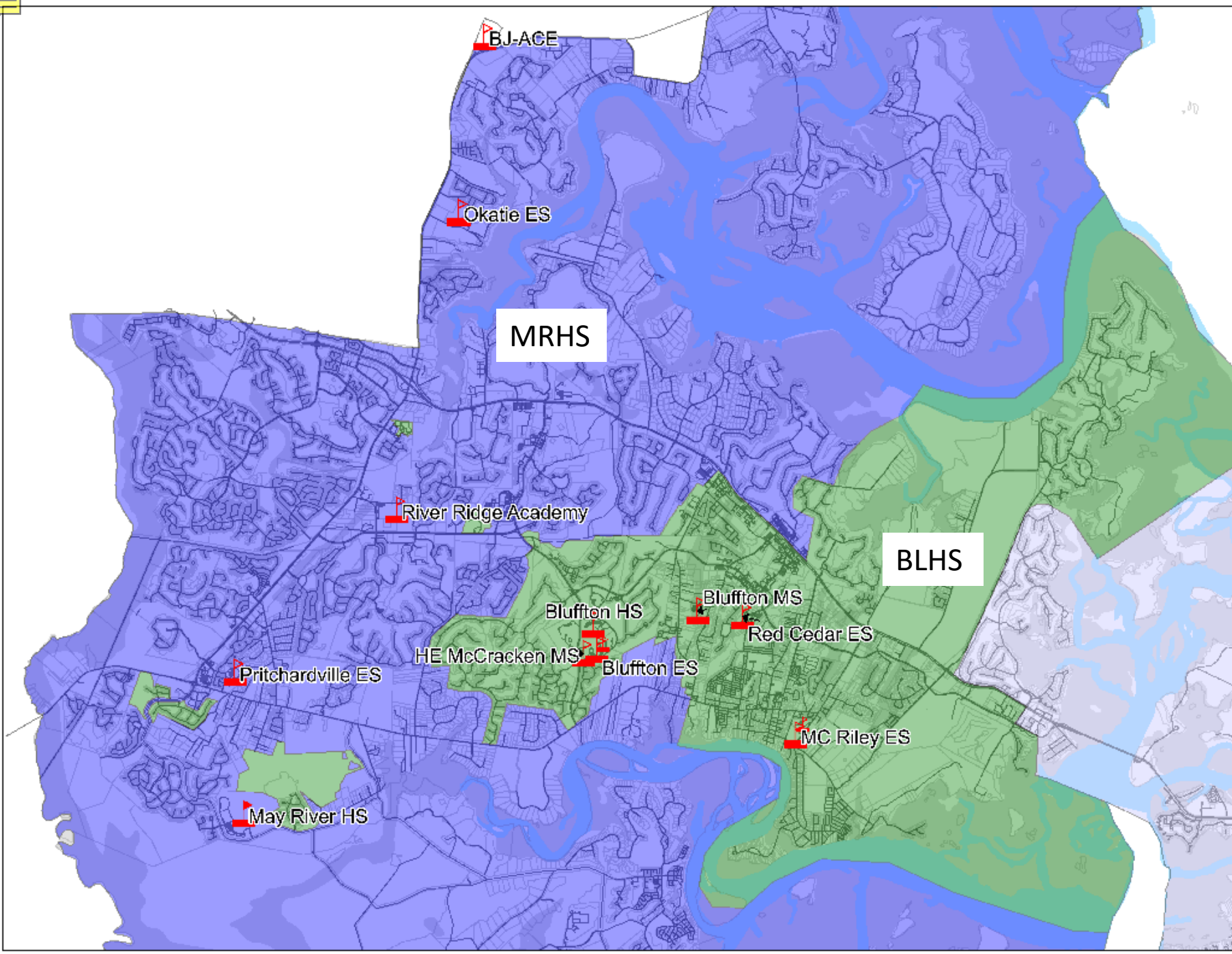


Bluffton Cluster (Grades PK-12)

5-Year Historical and Projected Student Enrollment

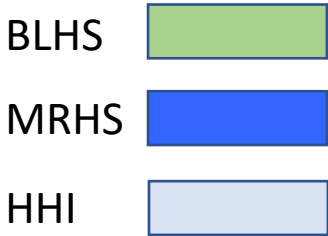


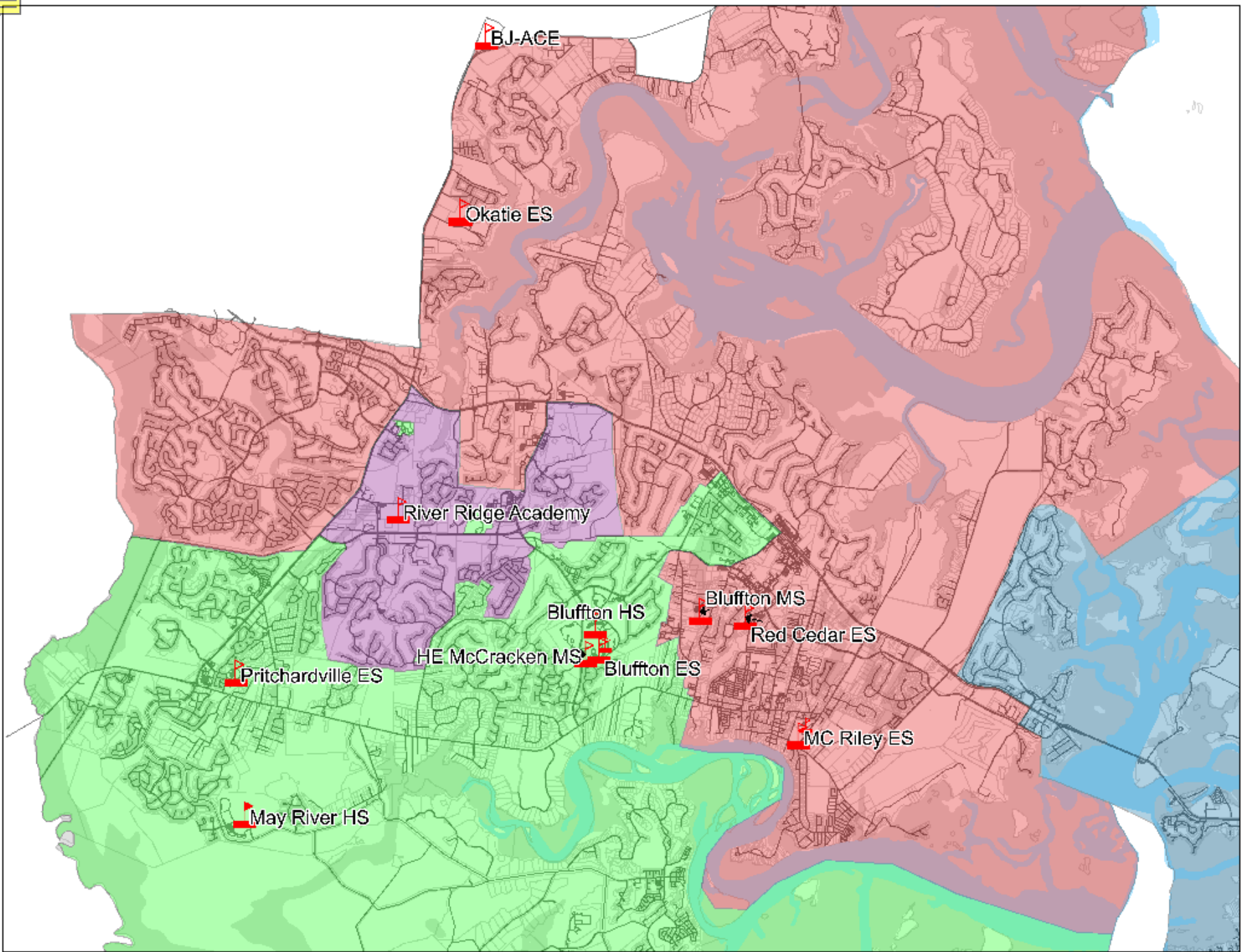
	2017	2018	2019	2020	2021	2022	2023	2024	2025	2026	2027
2022 Proj	8670	8939	9352	9029	9339	9387	9581	9696	9777	9830	9892
2021 Proj					9339	9665	10015	10282	10504	10691	
2020 Proj				9029	9145	9220	9291	9310	9276		
2019 Proj			9352	9807	10309	10889	11432	11935			
Program Capacity	9107	9107	9107	9107	9765	9765	9765	9765	9765	9765	9765
Needed Capacity	9971	10280	10755	10383	10740	10795	11018	11151	11243	11305	11376



BLUFFTON CLUSTER

High School
Attendance Zones

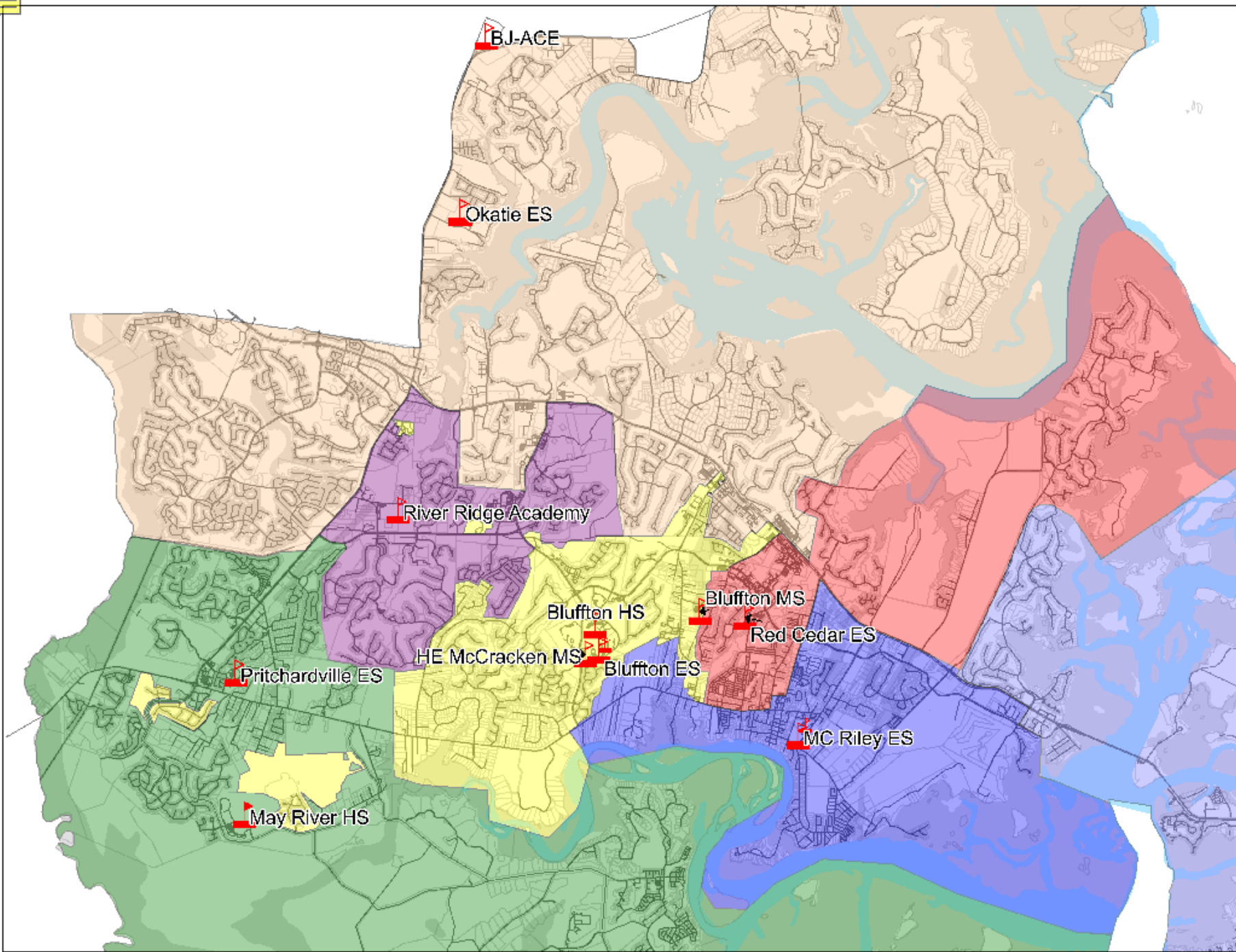




BLUFFTON CLUSTER

Middle School
Attendance Zones

- BLMS
- RRA
- HEMMS
- HHI



BLUFFTON CLUSTER

Elementary School
Attendance Zones

- BLES
- MCRES
- OES
- PVES
- RCES
- RRA
- HHI

6. CPRC 2.0 Calendar – need to finalize

- ☑ Week 1 – November 29 @ 6:00 PM
- ☑ Week 2 – December 12 @ 6:15 pm
- ☑ Week 3 – January 5 @ 6:15 pm
 - Week 4 – January 16-20
 - Preliminary Report to Board - January 17
 - Week 5 – January 30 – February 3
 - Week 6 – February 13 - 17
- Report to the Board/Superintendent on progress of work – February 21st Board Meeting
- Week 7 – February 27 – March 3
- Week 8 – March 13 - 17
- Week 9 – March 27 - 31
- Final Report to the Board – April 4, 2023



7. CRPC 2.0 School Visits Scheduled

Monday January 9th

10:00 am - Hilton Head Island High School

11: 15 am - Hilton Head Island Middle School

12:30 pm - Hilton Head Island School for Creative Arts

Tuesday January 10th

10:00 am – Lady’s Island Middle School

11:15 am – Lady’s Island Elementary School

12:30 pm – St. Helena Elementary School and Early Childhood Center

Thursday January 12th

10:00 am – Pritchardville Elementary School

11:15 am – May River High School

12:30 pm – HE McCracken Middle School



Questions and Follow-up Items

Further questions please contact:

- Aliyah Jackson, Exec. Admin office 843-322-0715
Aliyah.Jackson@beaufort.k12.sc.us
- Carol Crutchfield office 843-322-0716 mobile 843-441-9749
Carol.Crutchfield@beaufort.k12.sc.us
- Freddie Lawton office 843-379-7815 mobile 843-441-5018
Freddie.Lawton@beaufort.k12.sc.us

THANK YOU FOR YOUR
TIME